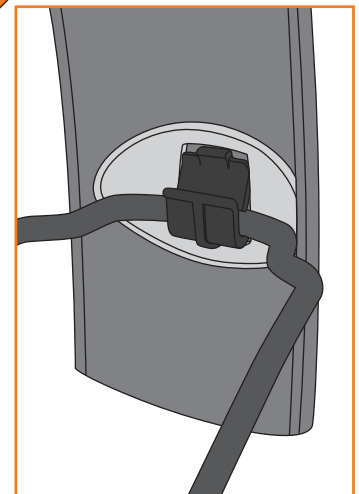
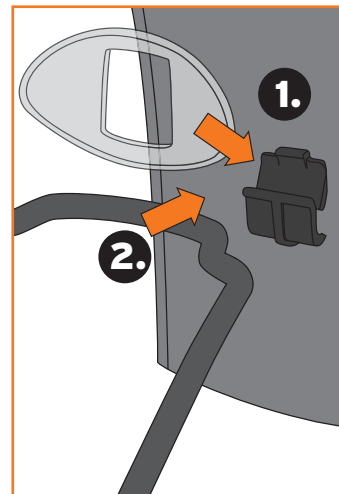
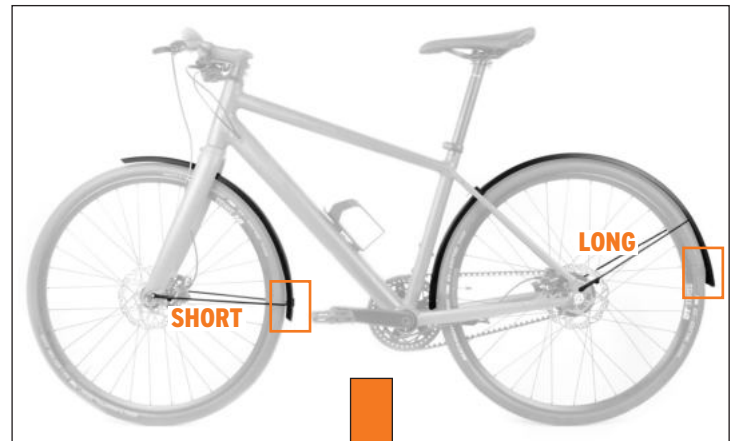
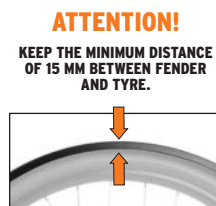

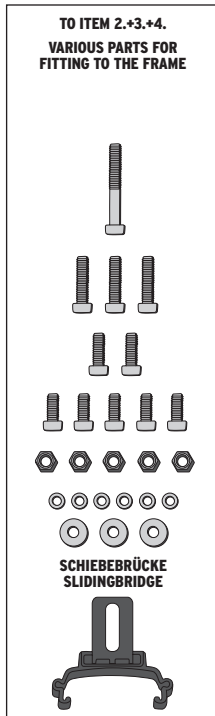
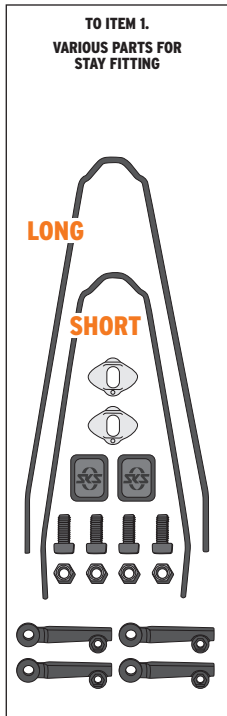
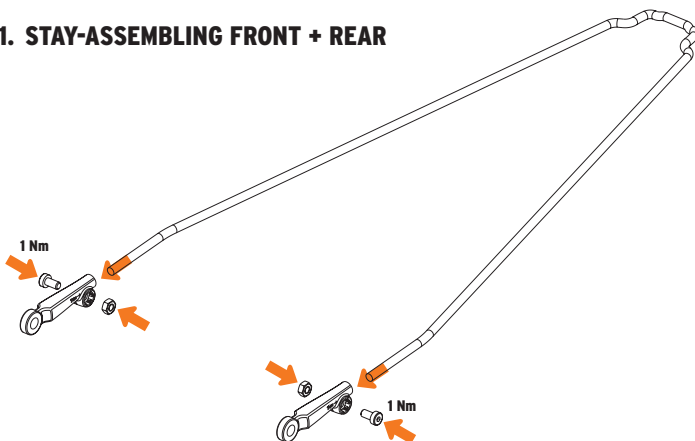


## PARTS

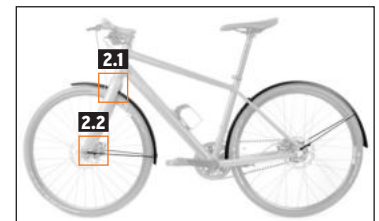
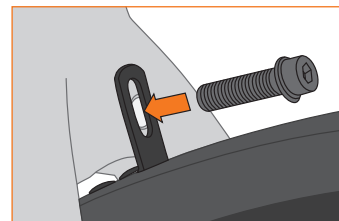


## 1. STAY-ASSEMBLING FRONT + REAR

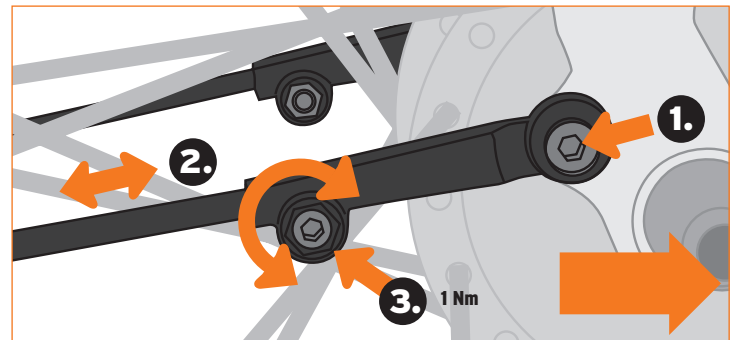


## 2. FRAME MOUNTING FRONT

### 2.1 BRAKE-FITTING FRONT



### 2.2 STAY ATTACHMENT FRONT INCL. LENGTHS ADJUSTMENTS OF THE STAYS



## EN. EDGE AL

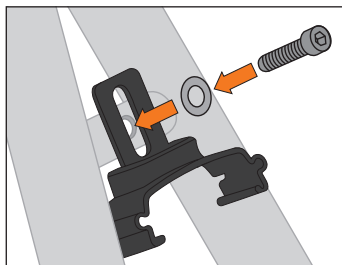
Solid aluminium mudguards in clean look, with rounded edges.  
Long mudguard profiles ensure maximum protection against splashes.

## 3. FRAME MOUNTING REAR

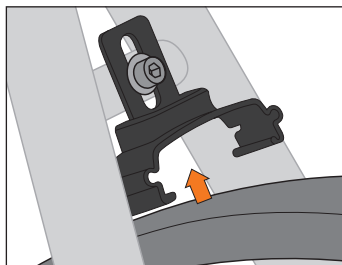
### 3.1 REMOVE THE REAR WHEEL

### 3.2 ASSEMBLING OF SLIDING BRIDGE 90° DEGREE ANGLE

#### 3.2.1 SCREW THE SLIDING BRIDGE

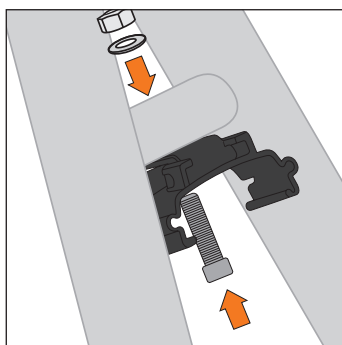


#### 3.2.2 CLIP THE FENDER ON THE SLIDING BRIDGE

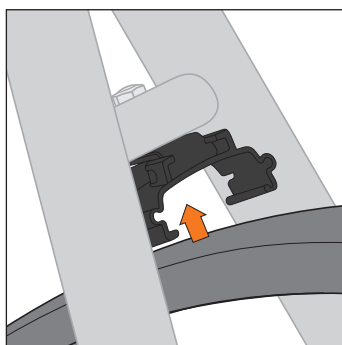


### 3.3 ASSEMBLING OF SLIDING BRIDGE 0° DEGREE ANGLE

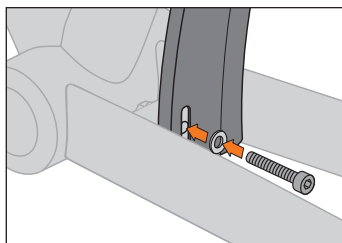
#### 3.3.1 SCREW THE SLIDING BRIDGE



#### 3.3.2 CLIP THE FENDER ON THE SLIDING BRIDGE

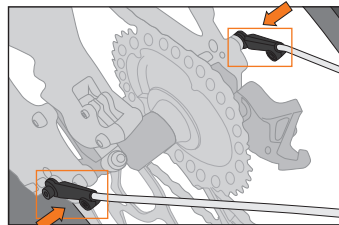


## 4. ASSEMBLING AT THE BOTTOM BRACKET

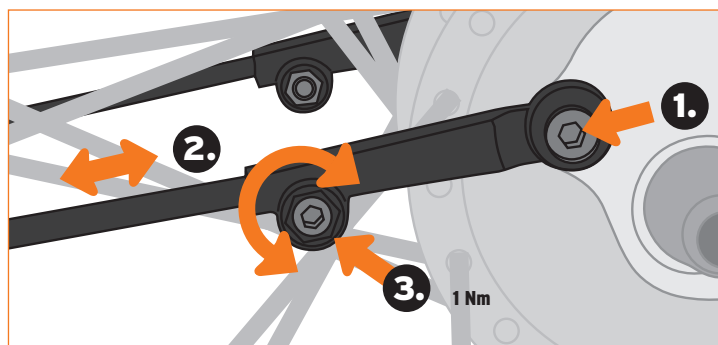


## 5. REMOUNT THE REAR WHEEL

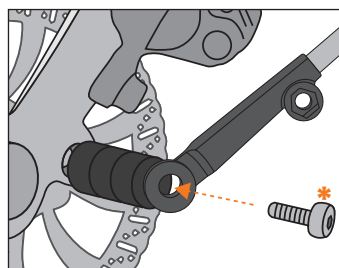
### 6. REAR STAY ASSEMBLING



### 6.1 STAY ATTACHMENT REAR INCL. LENGTHS ADJUSTMENTS OF THE STAYS



### ATTENTION! MOUNTING OF SPACERS FOR FRAMES WITH DISC BRAKES



\* SCREW IS NOT INCLUDED IN THE SCOPE OF DELIVERY

PROFILE WIDTH	PART NO.	TYRES	LENGTH FRONT	LENGTH REAR
46 mm	11494	700 x 28c - 40c	740 mm	1200 mm