

MAX
22
BAR

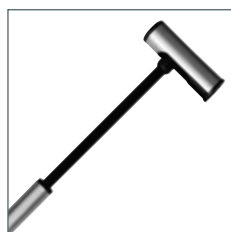
MAX
315
PSI



AUTO
SCHRADER



← 5 10127



T-handle

ROCKSHOX
SID®

MAGURA®

MARZOCCHI®



6 10142



7 10139



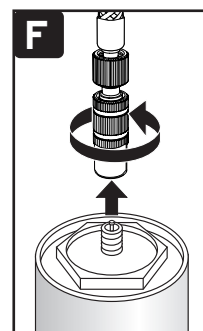
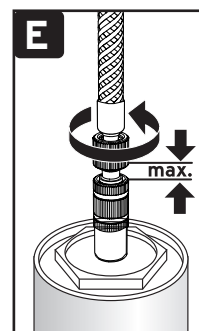
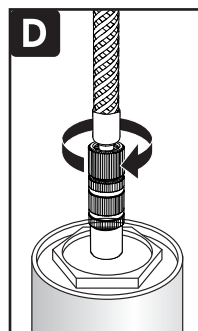
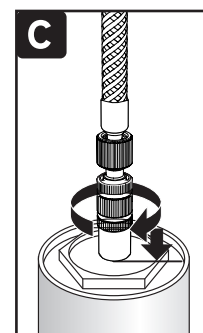
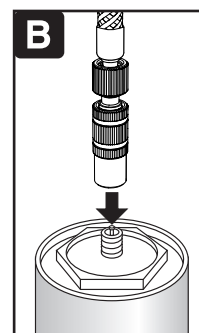
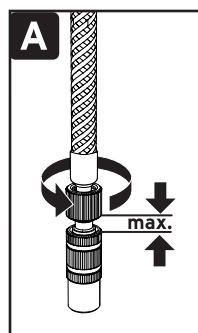
8 10141



9 10140



10 10138



EN. USP

For service and maintenance of suspension systems please follow the manufacturers guidelines and pressure recommendations. The chart on the pumps barrel helps to convert BAR to PSI.

First, screw in the threaded connector end of the flexible connection into the pumps top end. Take care the rubber o-ring fits properly.

For all suspension systems with Auto/Schrader valve follow the illustrations A-D and E-F for disconnection. For RockShox SID®, MAGURA®, MARZOCCHI® systems first screw on one of the adaptors to the damper valve. For pressure reduce turn air release button (3) to the right. Follow the illustration A-D and E-F for disconnection.